




上海城市空间建筑发展有限公司



1

2

3

4

5

6

7

8

9

10

11

12

13

14

15

16

17

18

19

20



1

9461001423129811295

2

3

4 =

3

4

5

6

7

8

9

10

11

12

13


14

15

16

17





1

6

7

8

13

14

17


18

BNEF 2024-2030 年度光伏装机容量预测		
装机容量	年份	
574GW	2024	
627GW	2025	
672GW	2026	
718GW	2027	
722GW	2028	
820GW	2029	
820GW	2030	

关注公众号·全球光伏

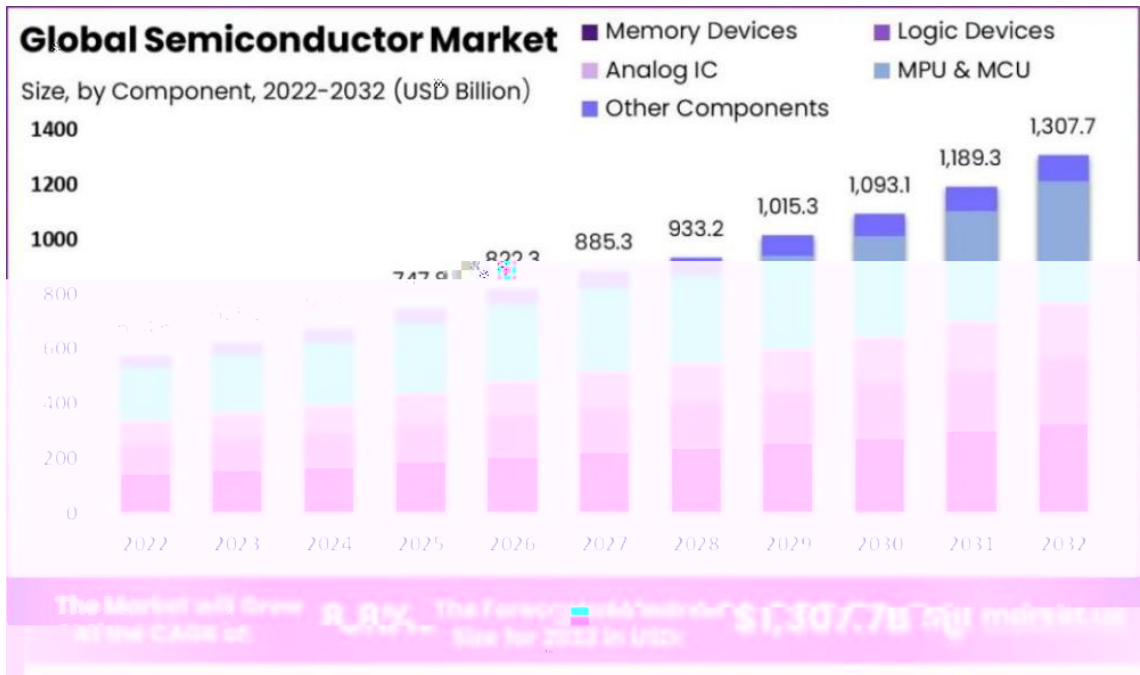
1

2



5

6




11

12

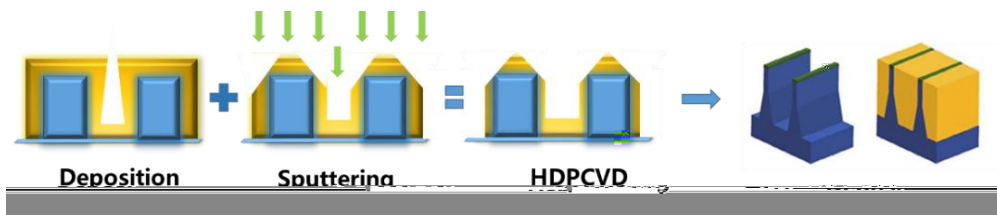
	2019	2020	2021	2022	2023
Area Shipments (MSI)	11,810	12,407	14,165	14,713	12,602
Revenues (\$Billion)	11.2	11.2	12.6	13.8	12.3

16

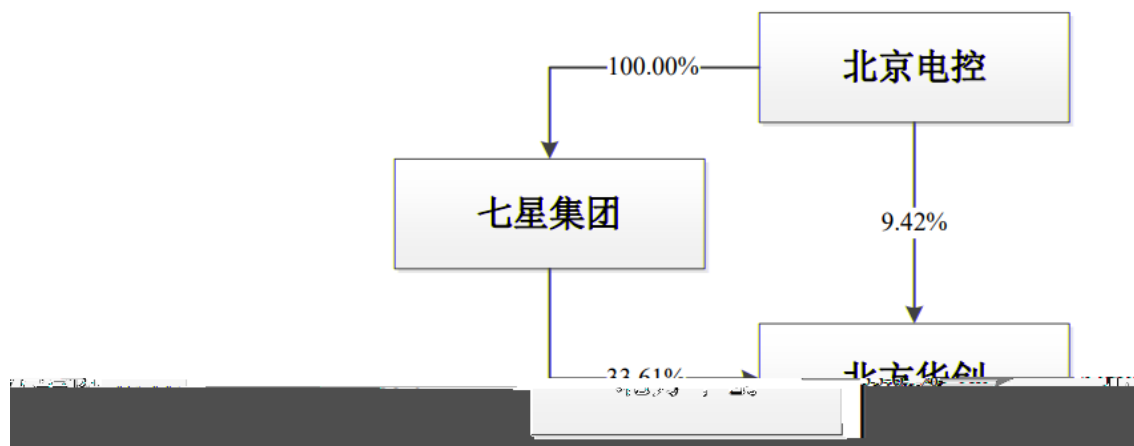
17




1



本次收购前，上市公司的股权控制关系如下图所示。



本次收购后，上市公司的股权控制关系如下图所示。



10

11

14

15

1. 2023-034

2. 2024-001

2.

3.

2024

4. 2023

34%
